



JULY 7TH: INSECTS! STORYTIME SONGS & CRAFTS



CRAFT: EMOTIONAL LADYBUG

- Materials you will need:
 - Red & black paper*
 - 2 googly eyes*
 - 1 piece of pipe cleaner* (cut in half then take 1 inch off each half, longer half are the antennae and the shorter pieces are for attaching the wings.)
 - Feelings wheel*
 - Scissors & glue
- *Items with an * are provided to take home if you do not want to stay and do the craft at the library.*

Directions

1. Body and spots:

- Cut an 8 or 9 inch circle out of black paper- you can use a paper plate to measure.
- Use the remaining black paper to cut out smaller black circles for the head AND to make spots for your ladybug. The black circles should be a little larger than a quarter. Around 8 is a good number to cut out.

2. Head:

- Glue eyes on at one end of the smaller round black circle.
- Attach the antennae (long half of the pipe cleaner) and attach above the eyes.

3. Wings:


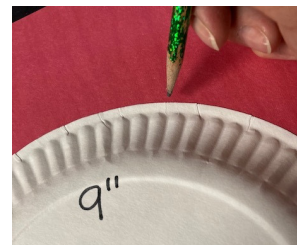


- Cut an 8 or 9 inch circle out of the red paper (again you can use a paper plate) fold and cut it in half. These halves will be your wings.

4. Glue the head to the rest of the body.

5. Cut out the feelings wheel and glue to the black paper (the body of the ladybug).

6. Add the wings (red paper) using the short pieces of the pipe cleaner. If you have brass fasteners at home you can switch this out later.

7. You've made a ladybug! Now, draw pictures OR find pictures to cut out of magazines to show what makes you grouchy, happy, sad, and excited!



GREAT JOB!

Thanks to Buggy and Buddy for this craft



STORYTIME SONGS



THANKS TO J LIBRARY FOR THESE SONGS!

HELLO & GOODBYE

Hello, friends.

Hello, friends.

Hello, friends.

It's time to say hello.

Goodbye, friends.

Goodbye, friends.


Goodbye, friends.

It's time to say goodbye.

5 HUNGRY ANTS

Five hungry ants marching in a line,
They come upon a picnic where they could dine.
They march into the salad,
They march into the cake,
They march into the pepper
Uh-oh, that was a mistake!
Aa aa aa aa-CHOO!

Four hungry ants marching in a line... and repeat above.



I HAVE A LITTLE LADYBUG

(TUNE OF MARY HAD A LITTLE LAMB)

I have a little ladybug, ladybug, ladybug
I have a little ladybug, It's wings are black and red.
See the little ladybug, ladybug, ladybug.
See the little ladybug flying here and there.
Now it's landing on the ground, on the ground, on the ground.
Now it's landing on the ground And crawling everywhere.



BABY BUMBLEBEE

I'm bringing home my baby bumblebee
Won't my Mommy be so proud of me
I'm bringing home my baby bumblebee -
OUCH!! It stung me!!

I'm squishin' up my baby bumblebee
Won't my Mommy be so proud of me
I'm squishin' up my baby bumblebee - EW!! What a mess!!

I'm lickin' up my baby bumblebee
Won't my Mommy be so proud of me
I'm lickin' up my baby bumblebee - ICK!! I feel sick!!

I'm throwin' up my baby bumblebee
Won't my Mommy be so proud of me
I'm throwin' up my baby bumblebee - OH!! What a mess!!

I'm wipin' up my baby bumblebee
Won't my Mommy be so proud of me I'm wipin' up my baby bumblebee -
OOPS!! Mommy's new towel!!

I'm wringin' out my baby bumblebee
Won't my Mommy be so proud of me
I'm wringing out my baby bumblebee -
Bye-Bye baby bumble bee!!